






Fire Glass Options: Clear Ice, Brown Ice. Please select one or we will select randomly based on availability.  
 All Fire Pits are propane and natural gas enabled (NG hose with regulator required.) Professional installation required for NG. All Fire Pits are  
 ANSI certified Z21.97-2014/CSA 2.41-2014.

CSA certified and

\*All Fire Pits come with matching aluminum Burner Cover (\*although product codes are separate, these must be ordered together,) stainless steel burner with thermocouple & the appropriate amount of fire glass for the burner size and shape - see below for burner sizes.

	Model Name	Thumbnail	Model Number	Available Finishes	BTU's	Weight	Dimensions	Burner Size	Propane Tank Size	Burner Cover* Ships in same box, must order with Fire Pit	Wind Barrier
M e s s a	50" x 32" Fire Pit		30036M-5032	Sherwin-Williams® Black, Tiger Drylac® White	60,000	92 lbs	50"W x 32"D x 19"H	12" x 24" Rectangular	20 Lbs Vertical	30036V-62	30036-71
	42" Round Fire Pit		30036M-4202	Sherwin-Williams® Black, Tiger Drylac® White	60,000	80 lbs	42"D x 19"H	22" Round	20 Lbs Vertical	30036V-63	30036-73R
	Model Name	Thumbnail	Model Number	Available Finishes	BTU's	Weight	Dimensions	Burner Size	Propane Tank Size	Burner Cover* Ships in same box, must order with Fire Pit	Wind Barrier
M o n a c o	32" RD Fire Pit		30036-32	Sherwin-Williams® Black	60,000	44 lbs	32"D x 24"H (Base Height 23")	22" Round	20 Lbs Vertical	30036-02	30036-73R
	42" RD Fire Pit		30036-4202	Sherwin-Williams® Black	60,000	53 lbs	42"D x 24"H (Base Height 23")	22" Round	20 Lbs Vertical	30036-02	30036-73R

	Model Name	Thumbnail	Model Number	Available Finishes	BTU's	Weight	Dimensions	Burner Size	Propane Tank Size	Burner Cover* Ships in same box, must order with Fire Pit	Wind Barrier
M o n a c o	42" SQ Fire Pit		30036-42	Sherwin-Williams® Black	60,000	72 lbs	42" SQ x 24"H (Base Height 23")	22" Round	20 Lbs Vertical	30036-02	30036-73R
	49" SQ Fire Pit		30036-49	Sherwin-Williams® Black	80,000	86 lbs	49"W x 49"D x 24"H (Base Height 23")	24" Square	20 Lbs Vertical	30036-04	30036-72
	50" Chat Fire Pit		30036-5002	Sherwin-Williams® Black	60,000	73 lbs	50"D x 24"H (Base Height 23")	22" Round	20 Lbs Vertical	30036-02	30036-73R
	50" Dining Fire Pit		30036-50	Sherwin-Williams® Black	60,000	69 lbs	50"D x 30"H (Base Height 29")	22" Round	20 Lbs Vertical	30036-02	30036-73R
	50" x 32" Fire Pit		30036-5032	Sherwin-Williams® Black	60,000	65 lbs	50"W x 32"D x 22"H (Base Height 21")	12" x 24" Rectangular	20 Lbs Vertical	30036-03	30036-71
	58" x 38" Fire Pit		30036-5838	Sherwin-Williams® Black	100,000	81 lbs	58"W x 38"D x 22"H (Base Height 21")	12" x 42" Rectangular	20 Lbs Vertical	30036-05	30036-70

	Model Name	Thumbnail	Model Number	Available Finishes	BTU's	Weight	Dimensions	Burner Size	Propane Tank Size	Burner Cover* Ships in same box, must order with Fire Pit	Wind Barrier
V e n i c e	42" RD Fire Pit		30036V-42	Sherwin-Williams® Black	60,000	88 lbs	42"D x 24"H (Base Height 23")	22" Round	20 Lbs Vertical	30036V-63	30036-73R
	48" Chat Fire Pit		30036V-4802	Sherwin-Williams® Black	60,000	101 lbs	48"D x 24"H (Base Height 23")	22" Round	20 Lbs Vertical	30036V-63	30036-73R
	48" Dining Fire Pit		30036V-48	Sherwin-Williams® Black	60,000	106 lbs	48"D x 30"H (Base Height 29")	22" Round	20 Lbs Vertical	30036V-63	30036-73R
	50" x 32" Fire Pit		30036V-5032	Sherwin-Williams® Black	60,000	78 lbs	50"W x 32"D x 22"H (Base Height 21")	12" x 24" Rectangular	20 Lbs Vertical	30036V-62	30036-71
	58" x 36" Fire Pit		30036V-5836	Sherwin-Williams® Black	100,000	98 lbs	58"W x 36"D x 22"H (Base Height 21")	12" x 42" Rectangular	20 Lbs Vertical	30036V-61	30036-70